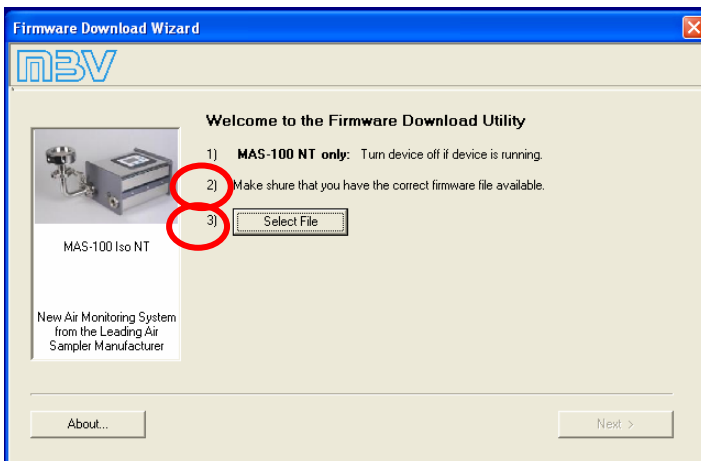


SOP FW-update V 2.4 for MAS-100 ISO NT[®]

FW - update



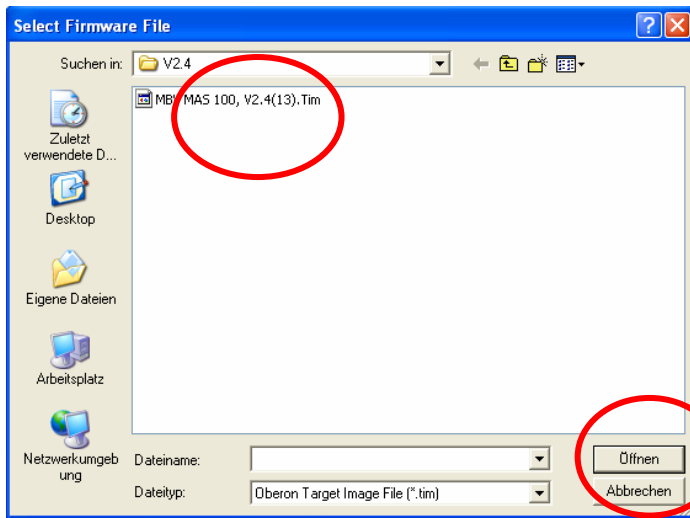
Download "Download_MBV_V1210.exe" from CD or www.mbv.ch Software
Start the download tool



MAS-100 Iso NT and RABS don't turn off

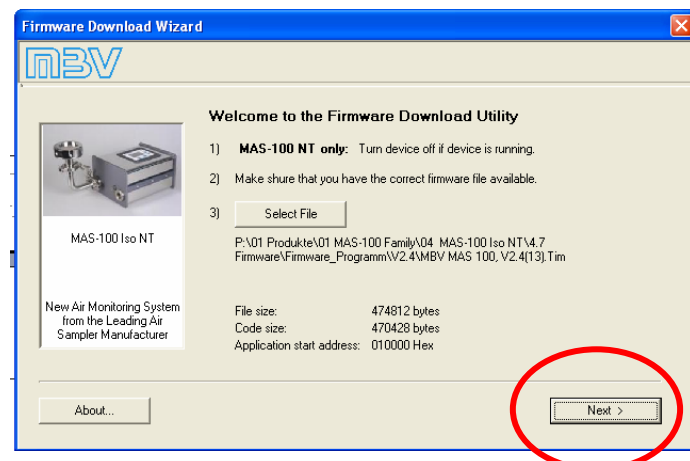
Make sure you have the correct firmware file available.

Select File

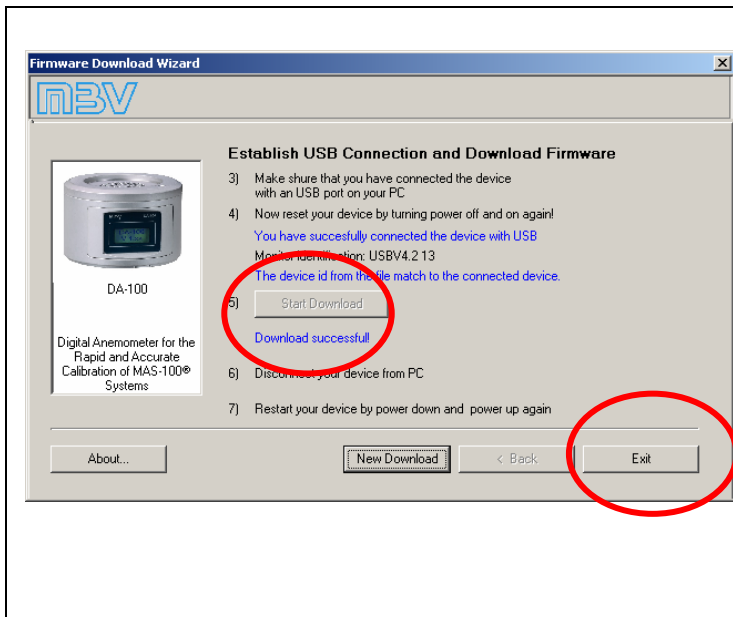


Choose appropriate firmware. (V2.4)

Continue with „open“ („Öffnen“).



Push next



Make sur you have connected the device with an USB port on your PC.

„Start download“

Note: don't interrupt the download at any time. If you do , this could lead to damage of the software

If the dowanload is succesfull it will be indicated

Disconnect your MAS-100 Iso NT from PC.

Restart the MAS-100 Iso NT by power down and power up again.

Leave the software with “Exit”

Please note:

Up-dates do not change or alter the settings, the parameters or the calibration values.

They remain as they have been before.

Stäfa, 21. June 2010

Hans Zingre

CEO